



# INSTRUCTIONS FOR Auto Disable Syringes

## INDICATIONS FOR USE

The auto disable syringes is specially designed as a tool for injection medicine to human body. The auto-disable feature automatically activates upon administration of the intended dose to prevent subsequent re-use of the syringe.

Patient target group or groups: All population.

## Main structure, Performance characteristics and expected clinical benefits

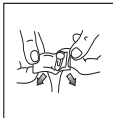
- This product is made up of barrel, plunger, piston and needle.
- The syringe has auto-disable feature, and it will start when the plunger is pushed complete to the bottom of barrel.
- This barrel should be clean and transparent enough to easily observe.
- Barrel and piston matches well and it has a good property of sliding, can easily be used.
- Plunger is easy convenient for handle and usage.
- Expected clinical benefits: on-demand smart and precise drug delivery; reduced systemic side effects like redness, pain, swelling; reduced risk of needle stick injuries.
- Performance characteristics: Precision dose injection, Avoid secondary use and cross contamination.

## SPECIFICATION

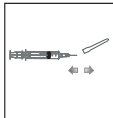
-TKADS02: 2ml, 2.5ml, 3ml, 5ml, 10ml.

-Needle size: 18G to 30G

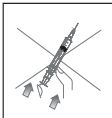
## USAGE



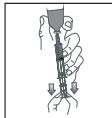
1. Peel open sterile wrapper



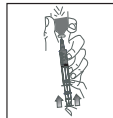
2. Remove the protective cap without touching the needle



3. Do not pull plunger backward before using the syringe



4. Insert needle in clean rubber cap of vaccine vial and draw up a dose



5. Expel air or excess vaccine, adjusting plunger to the indicated vaccine dose



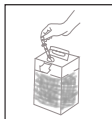
6. Inject vaccine



7. Pull the plunger back



8. Break the plunger



9. Do not over-fill the safety box

## PRECAUTIONS

- The needle upwardly and expel all the air in syringe barrel, in case air be injected into human body.
- It should be sterile and non-pyrogenic before package opened.
- It has a valid period of five years. Do not use if it is beyond valid date.

## WARNINGS

- Do not use if the package is opened or damaged, or protective cap is aparted or foreign matter is found.
- It should be used by special trained person, and the skin should be correctly sterilized.
- The products can not be reused, the repetition use may cause cross infection, even serious illnesses, such as hepatitis, HIV and other infectious disease.
- A notice to the user and/or patient that any serious incident that has occurred in relation to the device should be reported to the manufacturer and the competent authority of the Member State in which the user and/or patient is established.



# INSTRUCTIONS FOR Auto Disable Syringes

## STORAGE

Product should be kept in a condition that relative humidity is less than 80%, temperature ranges from -10 to 40℃.

## SYMBOLS

Unique device identifier	Batch code	Catalogue number	Caution	Sterilized using ethylene oxide
Date of manufacture	Manufacturer	Re-use prevention	Do not re-use	Do not use if package is damaged
Medical device	Use-by date	Do not re-sterilize	Fragile, handle with care	Temperature limit
Keep away from sunlight	Keep dry	Non-pyrogenic	This way up	Humidity limitation
Single sterile barrier system	Consult Instructions For Use	REV.: D/0 EFFECTIVE DATE: 2025-11-30		

Anhui Tiankang Medical Technology Co., Ltd.  
No. 228, Weiwei Road, Economic Development  
Zone, Tianchang City, Anhui Province, P.R. China.

Shanghai International Holding Corp. GmbH(Europe)  
Eiffelstrasse 80 20537 Hamburg, Germany  
Tel:0049-40-2513175

2862